
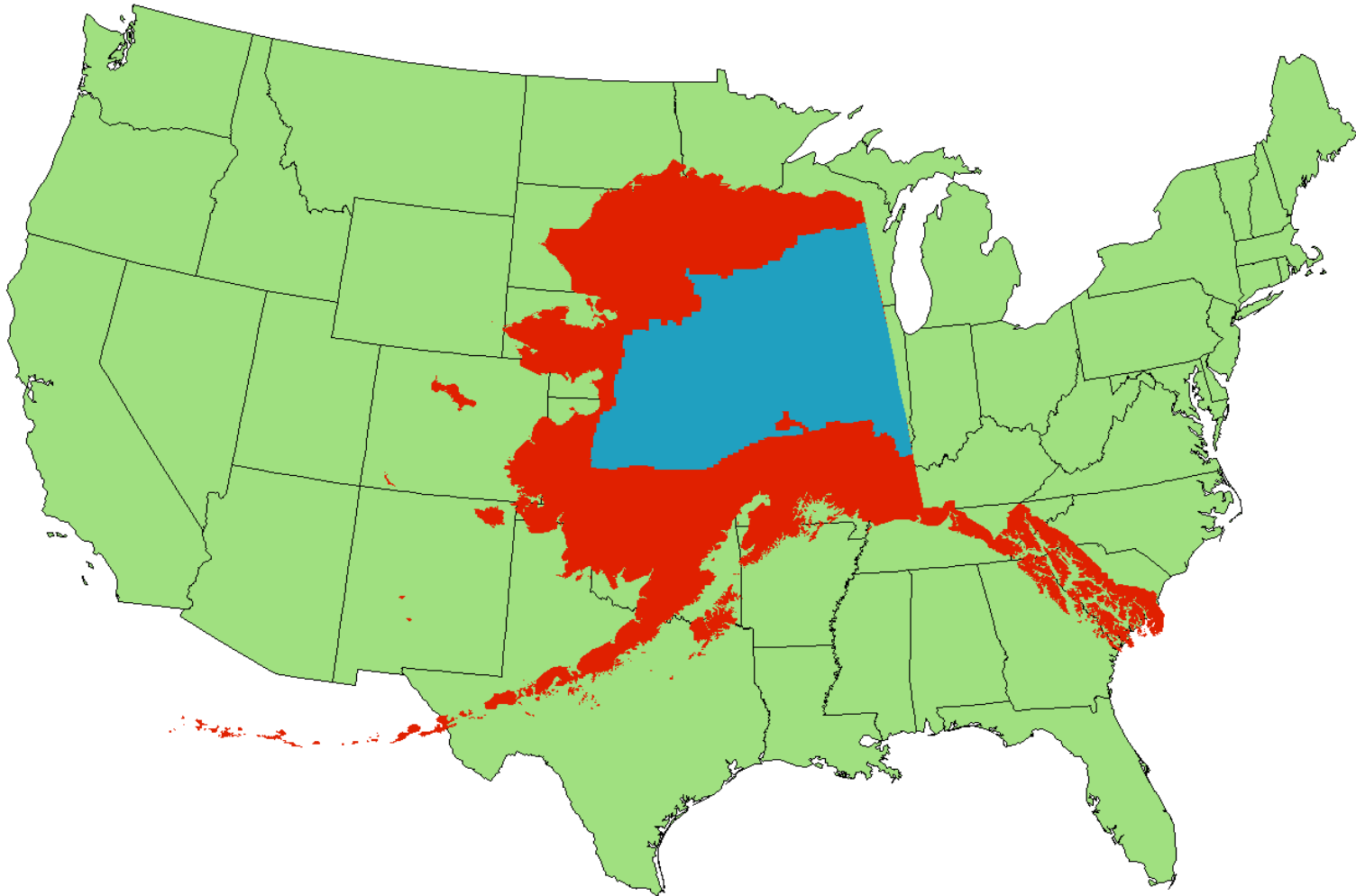


# Tanana Chiefs Conference Energy Assistance Program



**The state of Alaska consists of a total area of 591,000 square miles and is larger than the next three largest states of Texas, California and Montana combined.**



Relative Size of Alaska and the Tanana Chiefs Conference Region compared to the contiguous United States.

**The Tanana Chiefs Conference (TCC) region comprises 36% of the State's total area (235,000 square miles, slightly smaller than the state of Texas).**



# TCC Energy Assistance Service Area

Tanana Chiefs Conference Energy Assistance Program serves Native and Non-Native residents residing in one of TCC's 42 village communities in the Alaskan Interior Region. 37 of these village communities are Federal Recognized Tribes.

In agreement with the State of Alaska Department of Social Services TCC serves Non-Native residents residing in and around Tok, Delta Junction, Healy , Usibelli, Clear and Anderson.



# TCC" LIHEAP Funding Administrative Cost


Wages

Fringe

Indirect Cost On-Site

Indirect Cost Flow Thru





❖ TCC receives additional Energy Assistance funding through the State of Alaska Affordable Heating Assistance grant servicing households up to 225% of the income poverty level.

❖ With additional grant funding TCC has more administrative funds available to cover all administrative cost for the Energy Assistance Program.



- ❖ Tanana Chiefs Conference has an internal accounting system Oracle.
- ❖ Oracle processes all program and administrative expenditures for all grants.
- ❖ Oracle provides LIHEAP Program Manager to run a “Grants Management Report” to watch spending levels for administrative and program cost.

**ORACLE**  
DATABASE



# Oracle "Grants Management Report"

**Tanana Chiefs Conference**  
**Grants Management Report**  
**Project-to-date through End Date: 30-SEP-2011**  
**Award: 002666-Energy Assistance 2011**

Award: 002666-Energy Assistance 2011	Project Number: 03010	Program: 07625-Energy Assistance 2011
--------------------------------------	-----------------------	---------------------------------------

Expenditure Category	Expenditure Type	Budget	Actual Expenditures	Commitments	Actuals and Encumbrances	Available Balance	Total/Budget
Budget Needed	Budget Needed	1,853,997.00	0.00	0.00	0.00	1,853,997.00	0.00%
<b>Total Budget Needed</b>		<b>1,853,997.00</b>	<b>0.00</b>	<b>0.00</b>	<b>0.00</b>	<b>1,853,997.00</b>	<b>0.00%</b>
Client Assistance	Energy and Housing	0.00	21,453.74	0.00	21,453.74	-21,453.74	0.00%
	Energy Assistance	0.00	1,603,260.31	0.00	1,603,260.31	-1,603,260.31	0.00%
<b>Total Client Assistance</b>		<b>0.00</b>	<b>1,624,714.05</b>	<b>0.00</b>	<b>1,624,714.05</b>	<b>-1,624,714.05</b>	<b>0.00%</b>
Extended Benefits	Extended Benefits Regular	0.00	197.07	0.00	197.07	-197.07	0.00%
	Great West AD and D Insurance	0.00	47.32	0.00	47.32	-47.32	0.00%
	Great West Health Insurance	0.00	2,945.61	0.00	2,945.61	-2,945.61	0.00%
	Personal Leave Earned	0.00	303.35	0.00	303.35	-303.35	0.00%
	Retirement	0.00	367.69	0.00	367.69	-367.69	0.00%
<b>Total Extended Benefits</b>		<b>0.00</b>	<b>3,861.04</b>	<b>0.00</b>	<b>3,861.04</b>	<b>-3,861.04</b>	<b>0.00%</b>
Indirect	Burden Costs TCC	0.00	3,141.49	0.00	3,141.49	-3,141.49	0.00%
	Flow Through	0.00	81,236.05	0.00	81,236.05	-81,236.05	0.00%
<b>Total Indirect</b>		<b>0.00</b>	<b>84,377.54</b>	<b>0.00</b>	<b>84,377.54</b>	<b>-84,377.54</b>	<b>0.00%</b>
Program Operating costs	Postage and Freight	0.00	1,011.69	0.00	1,011.69	-1,011.69	0.00%
<b>Total Program Operating costs</b>		<b>0.00</b>	<b>1,011.69</b>	<b>0.00</b>	<b>1,011.69</b>	<b>-1,011.69</b>	<b>0.00%</b>
Salaries	Wages Holiday	0.00	276.52	0.00	276.52	-276.52	0.00%
	Wages Regular	0.00	4,075.66	0.00	4,075.66	-4,075.66	0.00%
<b>Total Salaries</b>		<b>0.00</b>	<b>4,352.18</b>	<b>0.00</b>	<b>4,352.18</b>	<b>-4,352.18</b>	<b>0.00%</b>
Supplies	Supplies Special Program	0.00	0.00	0.00	0.00	0.00	0.00%
<b>Total Supplies</b>		<b>0.00</b>	<b>0.00</b>	<b>0.00</b>	<b>0.00</b>	<b>0.00</b>	<b>0.00%</b>
Utilities	Electricity	0.00	0.00	0.00	0.00	0.00	0.00%
<b>Total Utilities</b>		<b>0.00</b>	<b>0.00</b>	<b>0.00</b>	<b>0.00</b>	<b>0.00</b>	<b>0.00%</b>
Wage Related Expenses	Medicare Cost	0.00	70.40	0.00	70.40	-70.40	0.00%
	Social Security Cost	0.00	301.09	0.00	301.09	-301.09	0.00%
<b>Total Wage Related Expenses</b>		<b>0.00</b>	<b>371.49</b>	<b>0.00</b>	<b>371.49</b>	<b>-371.49</b>	<b>0.00%</b>
Worker Comp Insurance	Worker Comp Regular	0.00	39.98	0.00	39.98	-39.98	0.00%
<b>Total Worker Comp Insurance</b>		<b>0.00</b>	<b>39.98</b>	<b>0.00</b>	<b>39.98</b>	<b>-39.98</b>	<b>0.00%</b>
<b>Grand Total</b>		<b>1,853,997.00</b>	<b>1,718,727.97</b>	<b>0.00</b>	<b>1,718,727.97</b>	<b>135,269.03</b>	<b>92.70%</b>









# TCC” LIHEAP Funding Carryover

- ❖ Each year 10% of the LIHEAP funding amount is carried over to the next Energy Assistance year.
- ❖ The carryover is used to help administer heating assistance emergencies for a household that has been approved for benefits, but are unable to wait until the next batch and a single payment needs to be authorized.
- ❖ Carryover also allows funds to be available while waiting on current year LIHEAP funding payment disbursement.
- ❖ Money that is carried over from the previous year is always spent out before current year funding.

“First Money In First Money Out”





# TCC” LIHEAP Funding Payment Matrix

Payments to eligible households depend on household size, Income of prior month from application filing date, and regional fuel costs.

Due to great variation in fuel costs from one TCC subregion to another, communities with the highest cost of fuel, will receive greater payment amount; however all applicants with same household size and income receive equal units (BTU’s) of home heating.

**ENERGY VALUES: FUEL OUTPUT COMPARISON TO ONE (1) CORD OF SPRUCE WOOD**

<b>Fuel Type</b>	<b>Fuel Unit of Measure</b>	<b>Gross Value Of BTU/Unit</b>	<b>Average Heating System Efficiency (Percent)</b>	<b>Net Heat Output (BTU/Unit)</b>	<b>Quantity of Fuel Unit Equal to 1 Cord Spruce Wood</b>
Wood, Spruce	Cord	15,000,000	50%	7,500,000	1.00
Wood, Birch	Cord	18,200,000	50%	9,100,000	0.82
Oil, #1	Gallon	138,000	65%	89,700	83.61
Coal, Lignite	Ton	17,400,000	55%	9,570,000	0.78
Electricity	Kilowatt	3,413	100%	3,413	2,197.48
Gas, Propane	Gallon	91,857	70%	64,300	116.64
Gas, Natural	Cubic Foot	1,000	70%	700	10,714.29
Steam	1,000 LB	970,000	100%	970,000	7.73





## Payment Schedule

### Household Size and Gross Income (1 month)

(The income and household size criteria listed here shall apply for home heating, crisis and weatherization applicants and are based on 150% of the 2011 Alaska poverty income level).


### **# HOUSEHOLD SIZE**

Payment Level	<b>1</b>		<b>2</b>		<b>3</b>		<b>4</b>		
<b>1</b>	0	-	425	0	-	574	0	-	873
<b>2</b>	426	-	680	575	-	919	725	-	1397
<b>3</b>	681	-	935	920	-	1264	1159	-	1921
<b>4</b>	936	-	1190	1265	-	1608	1593	-	2445
<b>5</b>	1191	-	1462	1609	-	1976	2028	-	3004
<b>6</b>	1463	-	1700	1977	-	2298	2491	-	5239
	<b>5</b>		<b>6</b>		<b>7</b>		<b>8</b>		
<b>1</b>	0	-	1023	0	-	1172	0	-	1471
<b>2</b>	1024	-	1636	1173	-	1875	1322	-	2353
<b>3</b>	1637	-	2250	1876	-	2578	2015	-	3235
<b>4</b>	2251	-	2863	2579	-	3281	2908	-	4118
<b>5</b>	2864	-	3517	3282	-	4031	3701	-	5059
<b>6</b>	3518	-	4090	4032	-	4688	4546	-	5883

Payment Amount

1	0	-	25%	of 150% poverty income level
2	26%	-	40%	of 150% poverty income level
3	41%	-	55%	of 150% poverty income level
4	56%	-	70%	of 150% poverty income level
5	71%	-	85%	of 150% poverty income level
6	86%	-	100%	of 150% poverty income level

Calculation: \$1700 x .25 = \$425      level 1



<u>Payment Level</u>	<u>Quantity Type of Fuel (kwh)</u>	<u>Fuel (gallon)</u>	<u>Wood (cord)</u>
1	6584	251	3.00
2	6134	233	2.78
3	5618	214	2.57
4	5169	197	2.35
5	4953	179	2.14
6	4225	161	1.93

4 people live in the home/Income \$2500= Level 5  
Vendor Agreement Fuel Price \$9.00 per gallon  
Payment Calculate: \$9.00 a/gal x 179 gals level 5 = \$1,611

4 people live in the home/Income \$2500= Level 5  
Vendor Agreement Wood Price \$300 per cord  
Payment Calculate: \$300 per cord x 2.14 cord level 5 = \$642.00





# TCC” LIHEAP Funding Program Integrity

- ❖ TCC operates it’s own Energy Assistance Access Database





autoexec - Energy Assistance Module

Add-Ins Excel Tab

Custom Toolbars

Energy Assistance Application:

Choose a person:

**2012 Application Processing:**

**Unclosed Grant**

**Closed Grant**

**2012 Vendor Processing:**

**Status Reviews:**

**Fuel:**

All Status's	Active Level's	How much Spent
--------------	----------------	----------------

**Weatherization:**

**Batch Processing:**

**Year End Processing:**

Supplement Processing

Year


Report Processing

**Year Start Processing:**

SSN to Check:


2/21/11\_v8

Record: 1 of 1




❖ TCC Energy Assistance Database allows for all applicant household members to be screen by SSN through the system. This identifies any duplicate applications that are already being processed or duplicate household members that are listed on another application.

❖ TCC Energy Assistance has a MOA with the State of Alaska DHSS to have read only access to EIS state system and DOL state system. Accessing these systems provides verification of SSN missing or in question, verify household members residing in the home, and provide income verification.




❖ TCC Energy Assistance Database has a duplicate SSN report that is ran prior to batching Energy Assistance payments. This report captures duplicate cases and duplicate household members in the system.

❖ All Energy Assistance applications are reviewed a second time by Work Assistance Program Director or another designated Eligibility Specialist who did not process the application prior to payment.

- 
- ❖ TCC operates a Vendor Agreement with all Energy and Wood Vendors
  - ❖ The Vendor Agreement form is signed by the vendor prior to authorizing payments to the vendor.
  - ❖ The Vendor will provide on the Vendor Agreement the dollar amount per gal, per cord, or per kilowatt hr.
  - ❖ The Vendor's dollar amounts stated on the Vendor Agreement is then entered into the Energy Assistance Database where payment can be processed.
  - ❖ The Vendor Agreement is valid throughout the entire Energy Assistance Program year.
  - ❖ Approval notice is sent both to the client and the vendor stating how much the payment is and for what heating source.





*Anaa' Baasee'*  
*(Thank You)*

James L. Grant © '76